

Every fall the Great Lakes Field Service Council holds Fall Camporees. One on the west side of the council and one on the east side of the council. This year the East Fall Camporee is open to all scouts, in the past only Webelos, Boy Scouts and Ventures were able to participate.

What is a Camporee? A Camporee is a scout event where Packs, Troops, and Crews come together for a weekend of activities and fun. The East Fall Camporee will have many stations to compete in and a huge show Saturday night.

Below is a step by step process for signing up your Cub Scout to attend the Fall Camporee and prepare for a fun weekend.



- 1 Download the event flyer, it contains important information about the Camporee.

Go to:

<https://scoutingevent.com/272-2018EastCamporee>
 or <http://greatlakescamporee.org>
 to download the Flyer.

- 2 Determine the number of participants from your Pack.
 Note: All BSA rules for camping and leadership must be followed.
 Anyone staying the weekend or on Saturday must register and pay.

- 3 Determine if your pack will be family camping. The Fall Camporee will allow Cub Scouts to Family Camp.

- 4 Register Your Scouts.

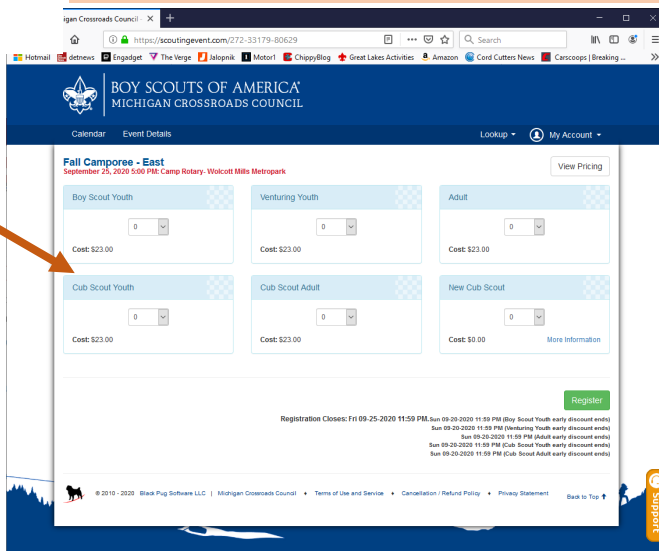
Go to:

<https://scoutingevent.com/272-20EastCamporee>
 Click on Register

Family Camping from the Guide to Safe Scouting:
 “Family camping is an outdoor experience, other than resident camping, that involves Cub Scouting, Scouts BSA, or Venturing program elements in overnight settings with two or more family members, including at least one BSA member of that family. Parents are responsible for the supervision of their children, and Youth Protection policies apply”

Select your Registration Type is the first step in the registration process.

- Select the number of Cub Scout Youth and Adults for your Pack.
- When registering include the most accurate number of scouts at the time you register.
- Please register your pack as soon as you can. This helps us with planning the Camporee
- Additional scouts can be added prior to the event.



If you did not Log-on, Register as Guest.

Enter Guest Information

[Register as Guest](#)

First Name (Registration Contact)

Last Name (Registration Contact)

Email Address

Cancel Continue

Michigan Crossroads Council

BOY SCOUTS OF AMERICA
MICHIGAN CROSSROADS COUNCIL

Calendar Event Details Registration Details Lookup My Account

Fall Camporee - East 2721484779

Contact Participants Check Out More

Contact

Update Information

Name
David Kiger

Email
activities@greatlakescamporee.org

Address

City

State
MI

Zip

Cell Phone

Can we text you?

Will you be camping for the weekend?

If Yes, how many will be camping? (Adults and Youth)

Parent Portal

Under the Contact Tab Click Update Information.

On the change information screen fill out the required information.

- Select if you will be camping for the weekend.
- If you select No, a camping area will not be provided for your Pack.
- If you are planning on Family Camping please include how many will be camping so we can provide a camp site capable of holding your pack.
- If you select yes to text messages we will only send them to contact you about important camporee information or emergencies.

Change Information for Kiger, David

First Name
David

Last Name
Kiger

Email
activities@greatlakescamporee.org

Address

City

State
MI - Michigan

Zip

Cell Phone
999.999.9999

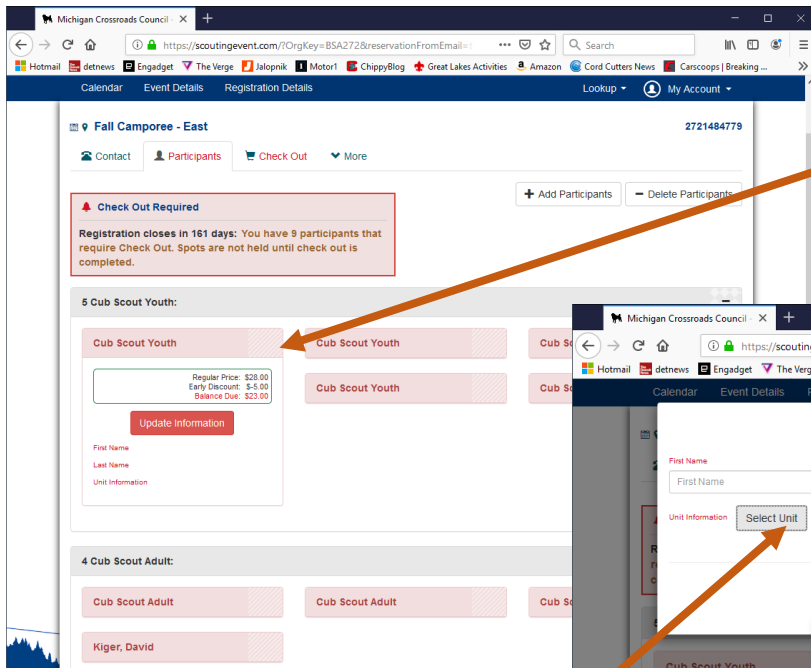
Can we text you?
 Yes
 No

Will you be camping for the weekend?
 Yes
 No

If Yes, how many will be camping? (Adults and Youth)

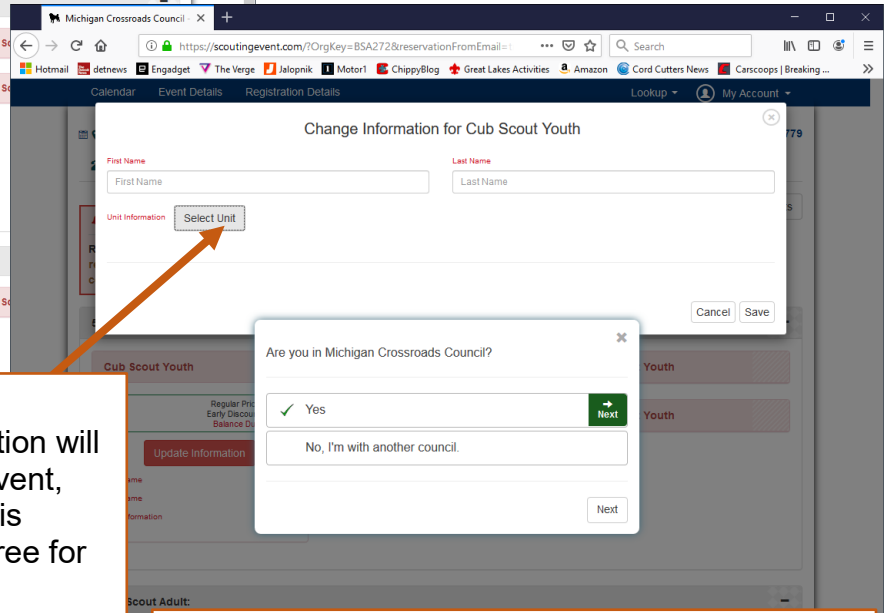
If Yes, how many will be camping? (Adults and Youth)

Cancel Save



On the Participants tab:

- Select a scout.
- Then click on Update Information



Update the Required Information:

- Add the Scouts Name- This information will be used as your unit roster for the event, please make sure the correct name is added prior to arriving to the camporee for each scout
- Then click on Select Unit- Follow the onscreen Prompts to select your Unit (Pack). This is important, make sure your unit number is correct for each participant.
- **Repeat this process for all of your scouts and adults.**

Checkout

- After completing participant information click the Check Out tab.
- Follow all prompts to input payment information and book the registration.
- Please review the MCC Refund Policy prior to paying.

5

Station Information

The Great Escape will feature five escape rooms and an Escape from the Temple of Doom. Four of the rooms will be in a huge tent connected by a maze. The Fifth room will be in the activities building. A description of the five rooms and the Escape from the Temple of Doom is posted on <http://greatlakescamporee.org>. There will also be other stations for scouts to compete in and earn clues to help them escape the rooms.

6

Arrive at event.

- Upon arrival the Pack Leader should go to Headquarters to Check in their Pack.
- During Check-in patches, name tags, and score cards will be issued. Remaining fees will be paid. And the online roster will be updated.
- Please bring a copy of the registration receipt that was emailed during the online registration process.

Questions? E-mail: activities@greatlakescamporee.org

7 Key times to note:

Registration Times

The Pack Leader can start registering at 5pm Friday. The Pack leader can register all dens including Webelos.

Leader Orientations

There will be a Leader Orientation at 9:30pm Friday. And one Saturday Morning at 8:30am for those arriving on Saturday. Please attend one.

Judges Orientations

There will be a Judges Orientation at 9:15am. We need your assistance with Judging the stations, packs may be asked to supply some parents to Judge Stations.

Friday, September 25th

- 5:00 - 9:00 pm ----- Arrive, Set - Up Camp and Register at HQ
- 8:00 - 11:00 pm ----- Friday Activity
- 9:30 pm ----- Youth and Adult Leaders Meeting at HQ
- 11:00 pm ----- Taps (Lights Out / Quiet Time - Applies to all)

Saturday, September 26th

- 6:45 am ----- Rise and Shine, Breakfast
- 7:30 - 8:30 ----- Day Registration at HQ
- 8:30 - 9:00 ----- Orientation for Station Judges at HQ
- 8:30 - 9:00 ----- Leader Orientation at HQ
- 9:00 ----- Opening Ceremony at Flagpole and Race Start
- 9:30 - 12:00 ----- All Events Open
- 12:00 - 1:00 ----- Lunch
- 1:15 - 5:00 ----- All Events Open
- 4:30 - 5:00 ----- Individual Competitions at HQ
- 5:15 ----- Flag Lowering
- 5:30 - 7:30 ----- Dinner, Clean - up
- 7:45 ----- Prepare For Campfire/Awards Show at Flag Pole
- 8:00 to 9:30 ----- Campfire/Awards Show
- 11:00 ----- Taps (lights Out / Quiet Time - Applies to all)

Sunday, September 27th

- 7:00 - 8:30 am ----- Rise and Shine, Breakfast
- 9:30 am ----- Religious Service and Closing at Flag Pole
- 10:00 am ----- Break Camp - Vehicles are allowed back at Campsites

On Friday night from 8-11pm participate in the Tron Games once you are finished setting up camp

